

Klemmhalter

Tool-holders


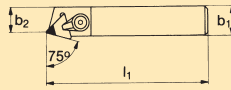

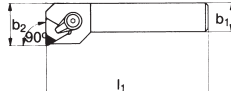


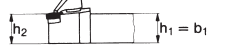
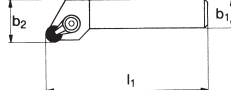
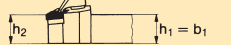
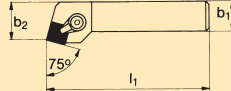

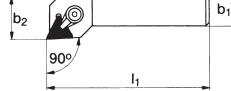
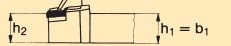
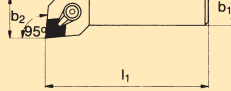
Outils de tournage

	Außenbearbeitung	Breite b_1 mm	Länge l_1 mm	Breite b_2 mm	Schneidhöhe über Auflage h_2 mm	für Wendeplatte
	External Machining	Width b_1 mm	Length l_1 mm	Width b_2 mm	Height of Cutting edge above Tool- holder h_2 mm	for indexable insert
	Outils de tournage extérieurs	Epaisseur b_1 mm	Longueur l_1 mm	Epaisseur b_2 mm	Hauteur du burin sur le support h_2 mm	pour plaquette à jeter
	SCLCR/L 1212 F 09	12	80	16	12	CC-W09T3
	SCLCR/L 1616 H 09	16	100	20	16	CC-W09T3
	SCLCR/L 2020 K 12	20	125	25	20	CC-W1204
	SCLCR/L 2525 M 12	25	150	32	25	CC-W1204
	SDJCR/L 1212 F 07	12	80	16	12	DC-W0702
	SDJCR/L 1616 H 11	16	100	20	16	DC-W11T3
	SDJCR/L 2020 K 11	20	125	25	20	DC-W11T3
	STGCR/L 2020 K 16	20	125	25	20	TC-W16T3
	STGCR/L 2525 M 16	25	150	32	25	TC-W16T3
	PCLNR/L 1616 H 12	16	100	20	16	CN-A1204
	PCLNR/L 2020 K 12	20	125	25	20	CN-A1204
	PCLNR/L 2525 M 12	25	150	32	25	CN-A1204
	PTGNR/L 1616 H 16	16	100	20	16	TN-A1604
	PTGNR/L 2020 K 16	20	125	25	20	TN-A1604
	PTGNR/L 2525 M 16	25	150	32	25	TN-A1604
	SVJBR/L 2020 K 16	20	125	25	20	VB-W1604
	SVJBR/L 2525 M 16	25	150	32	25	VB-W1604
	SVVBN 2020 K 16	20	125	–	20	VC-W1604
	SVVBN 2525 M 16	25	150	–	25	VC-W1604
	CTGPR/L 1010 E 09	10	70	12	10	TP-N0902
	CTGPR/L 1212 F 11	12	80	16	12	TP-N1103
	CTGPR/L 1616 H 11	16	100	20	16	TP-N1103
	CTGPR/L 2020 K 11	20	125	25	20	TP-N1103

Klemmhalter

Tool-holders

Outils de tournage

	Außenbearbeitung	Breite b_1 mm	Länge l_1 mm	Breite b_2 mm	Schneidhöhe über Auflage h_2 mm	für Wendeplatte
	External Machining	Width b_1 mm	Length l_1 mm	Width b_2 mm	Height of Cutting edge above Tool- holder h_2 mm	for indexable insert
	Outils de tournage extérieurs	Epaisseur b_1 mm	Longueur l_1 mm	Epaisseur b_2 mm	Hauteur du burin sur le support h_2 mm	pour plaquette à jeter
	CTBPR/L 1212 F 11	12	80	16	12	TP-N1103
	CTBPR/L 1616 H 11	16	100	20	12	TP-N1103
						
	CTFPR/L 1212 F 11	12	80	16	12	TP-N1103
	CTFPR/L 2020 K 11	20	125	25	20	TP-N1603
						
	CRDNN 2525 M 12	25	150	–	25	RN-N1203
						
	CRGNR/L 2525 M 09	25	150	32	25	RN-N0903
	CRGNR/L 2525 M 12	25	150	32	25	RN-N1203
	CRGNR/L 3232 P 12	32	170	40	32	RN-N1203
						
	CSBNR/L 2525 M 09	25	150	22	25	SN-N0903
	CSBNR/L 2525 M 12	25	150	22	25	SN-N1203
	CSBNR/L 3232 P 12	32	130	30	32	SN-N1203
						
	CTGNR/L 2525 M 11	25	150	32	25	TN-N1103
						
	CCLNR/L 2525 M 09	25	150	32	25	CN-N0903
						

Klemmhalter

Tool-holders

Outils de tournage

	Innenbearbeitung	Kleinsten Durchm. D min. mm	Durchmesser d_1 mm	Breite f mm	Länge l_1 mm	für Wendeplatte
	Internal Machining	min. diameter D min. mm	Diameter d_1 mm	Width f mm	Length l_1 mm	for insert
	Outils de tournage intérieur	Diamètre min. D min. mm	Diamètre d_1 mm	Epaisseur f mm	Longueur l_1 mm	pour plaquette à jeter
	H07K-CTUBR/L 06	8	7	4,2	125	TB-N0601
	C10M-CTUBR/L 06	13	10	6	150	TB-N0601
	S12Q-SCLCR/L 06	16	12	9	180	CC-W0602
	S16R-SCLCR/L 09	20	16	11	200	CC-W09T3
	S20S-SCLCR/L 09	25	20	13	250	CC-W09T3
	S25T-SCLCR/L 09	32	25	17	300	CC-W09T3
	S10K-STFCR/L 09	14	10	7	125	TC-W0902
	S12Q-STFCR/L 11	17	12	9	180	TC-W1102
	S16R-STFCR/L 16	20	16	11	200	TC-W16T3
	S20S-STFCR/L 11	25	20	13	250	TC-W1102
	S12Q-SDUCR/L 07	17	12	9	180	DC-W0702
	S16R-SDUCR/L 07	21	16	11	200	DC-W0702
	S20S-SDUCR/L 11	25	20	13	250	DC-W11T3
	S25T-SDUCR/L 11	31,5	25	17	300	DC-W11T3
	S25T-PCLNR/L 12	32	25	17	300	CN-A1204
	S32U-PCLNR/L 12	40	32	22	350	CN-A1204
	S12Q-CTFPR/L 11	17	12	9	150	TP-N1103
	S16R-CTFPR/L 11	21	16	11	200	TP-N1103
	S20S-CTFPR/L 11	25	20	13	250	TP-N1103
	S25T-CTFPR/L 16	31,5	25	17	300	TP-N1603

Andere Abmessungen und Schaftausführungen auf Anfrage!
 Other dimensions and shank models upon request!
 D'autres dimensions et modèles de tige sur demande!